


NEW MAMBA FLAGS





SKUS

- **SKUS**

- MBSBMTX-SB-LGGO
- MBSBMTX-SB-LGG
- MBSBMTX-XB-LGGO
- MBSBMTX-XB-LGG
- MBSBMTX-SB-MDGO
- MBSBMTX-SB-MDG
- MBSBMTX-XB-MDGO
- MBSBMTX-XB-MDG
- MBSBMTX-SB-SMGO
- MBSBMTX-SB-SMG
- MBSBMTX-XB-SMGO
- MBSBMTX-XB-SMG
- MBSBMTX-SB-XLGGGO
- MBSBMTX-SB-XLGG
- MBSBMTX-XB-XLGGGO
- MBSBMTX-XB-XLGG


- **Hardware SKUs:**

- **Small:** MBSBMTX-SB-SM or MBSBMTX-XB-SM
- **Medium:** MBSBMTX-SB-MD or MBSBMTX-XB-MD
- **Large:** MBSBMTX-SB-LG or MBSBMTX-XB-LG
- **X-Large:** MBSBMTX-SB-XL or MBSBMTX-XB-XL



HARDWARE

- Mamba flags are being relaunched with new sizing using our Falcon Flag poles. Mamba rectangle flags just got better! By attaching an “L” arm (**SKU: FAL/SUN-LARM**) to our best selling Falcon Flags. You now have a rectangle flag.
- L Arm replaces pole 1a & 1b to display Mamba Flags
- Customers will receive pole 1a & 1b with all Mamba Graphic Package and Mamba Hardware Only orders
- 4 sizes available: Small, Medium, Large, X-Large
- Standard Falcon Spike Base and X-Base options are available
- All Hardware Only and Graphic Packages will include Falcon travel bag for poles, flag, and base
- Current Mambas will now be called “Classic Mambas” and will be phased out in the next 6 months.
- New Mambas and Classic Mamba flags and poles are **NOT** cross compatible.



Falcon bag

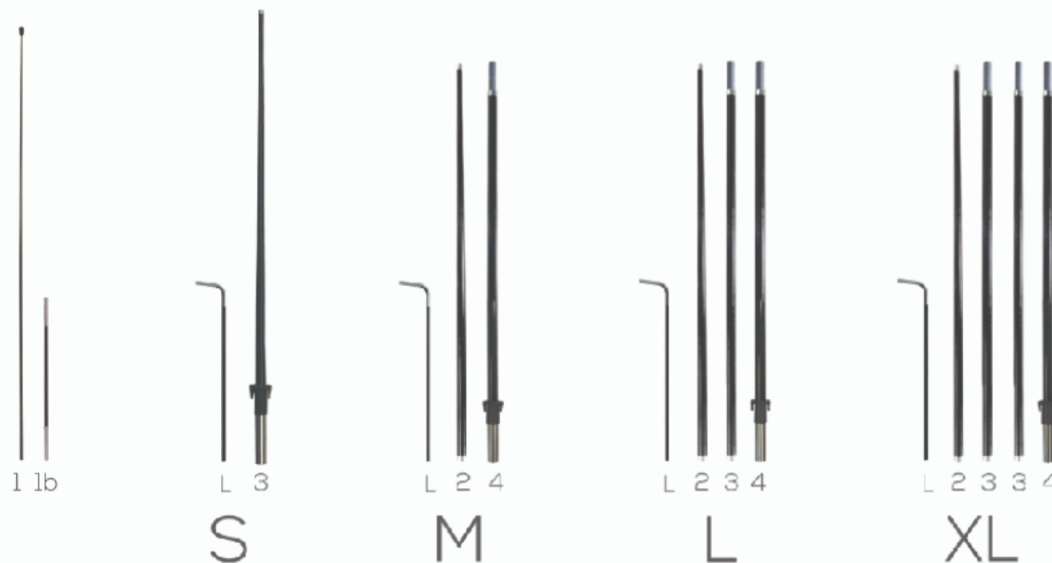


Spike Base



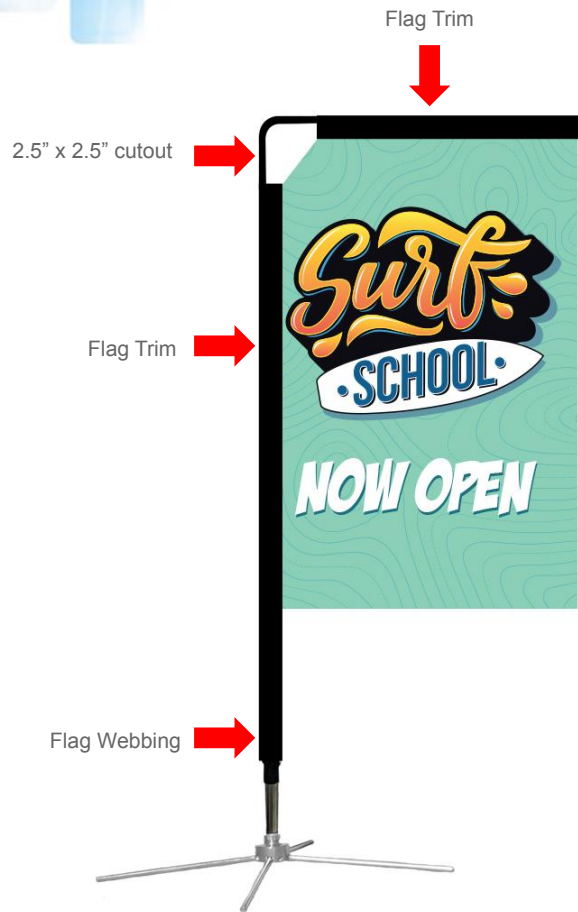
X-Base

HARDWARE ASSEMBLY



- A. Flag poles are numbered for easy assembly. Follow guide above for assembly order
(Note: Medium flagpole can convert to Large and X-Large size by adding additional pole #3's)
- B. Connect all flag poles except the L Arm at the top
- C. Insert tip of flagpole into the black pocket trim on the side of the flag and push it all the way to the end of the pocket
- D. Insert the L Arm through the top black pocket trim and then insert the base of the L Arm into the end of the flag pole
- E. Secure flag by lacing the bungee through the grommets on the pocket trim and tethering it to the hook at the base of the pole.
- F. Insert pole into desired base to display flag.

Poles 1a and 1b will be included with all Mamba Flagpole Graphic Package and Hardware only orders to convert flag pole for use with Falcon and Sunbird shape flags.



GRAPHICS

- **Material:** Mesh Fabric
- **Finishing:**
 - Hemmed edges
 - 2.5" x 2.5" triangle is cut out of top left corner
 - Flag pocket trim sewn to top and left side
 - Flag webbing sewn to bottom of left pocket for bungee
- **Graphic Options:** Single Sided Only (double sided flags are too heavy and poles will bend)
- **Production Time:** 2 business days for up to 10 sets
- **Locations:** All 3 locations eventually with One Choice version being PFC only
- **Compatibility:** New Mamba flags **WILL NOT WORK** on Classic Mamba Flag Poles and Vice Versa

SHIPPING & WARRANTY



Shipping

- Graphic Packages will ship from CA, PA, and PFC
- Graphic Only will ship from CA, PA, and PFC
- Hardware only will ship from CA and PA only

Warranty

- 1 year warranty on graphics
- Lifetime warranty on hardware

Returns

- RMA's will be shipped back to CA or PA

Shipping Dimensions

- **Small:** 48 L" x 4 W" x 4 H"
 - Spike Base: 5 lbs
 - X-Base: 10 lbs
- **Medium:** 48 L" x 4 W" x 4 H"
 - Spike Base: 5 lbs
 - X-Base: 10 lbs
- **Large:** 48 L" x 4 W" x 4 H"
 - Spike Base: 7 lbs
 - X-Base: 12 lbs
- **X-Large:** 48 L" x 4 W" x 4 H"
 - Spike Base: 8 lbs
 - X-Base: 13 lbs